

GVE370

CT370

CT380

CT470

Kits
A26A
A40A

Numatic

numatic.com



Australian



Original Instructions

CAUTION,
Read the Instructions before using the machine.

Edgar Edmondson Pty Ltd

Head Office:	Delivery & Shipping Address	Office Number: +61 (0)2 9557 4411
PO Box 198	18 Garden St	Fax Number: +61 (0)2 9519 9223
Marrickville	Marrickville	Email: orders@edmondson.net.au
NSW 1475	NSW 2204	
AUSTRALIA	AUSTRALIA	ABN: 27 000 450 144

Edco


DRY
PICK UP
Instructions



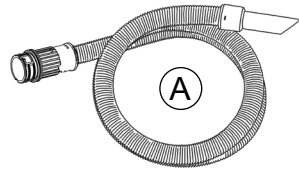
UPHOLSTERY
FLOOR TOOL
Instructions



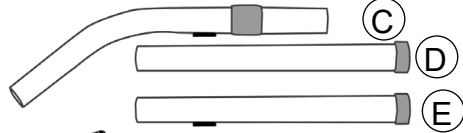
WET
PICK UP
Instructions



Kit A26A



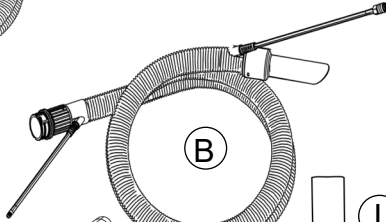
A



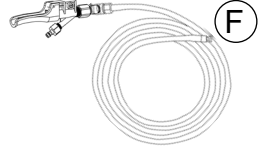
C

D

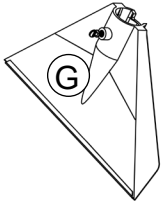
E



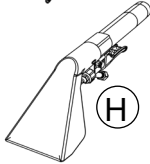
B



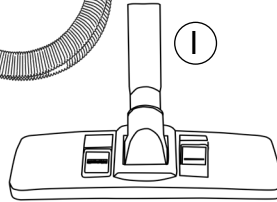
F



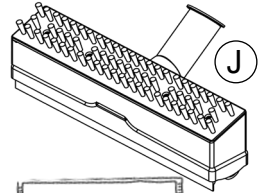
G



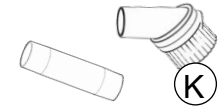
H



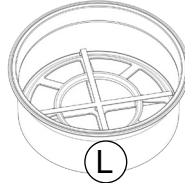
I




J



K

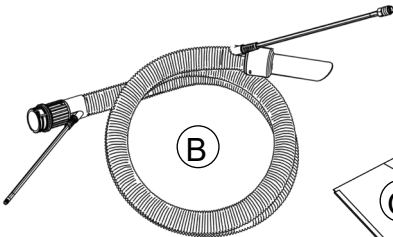


L

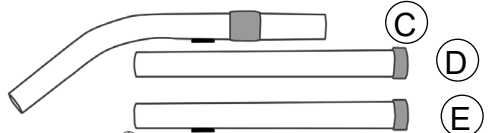


M

Kit A40A



B



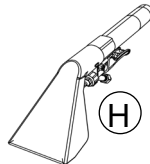
C

D

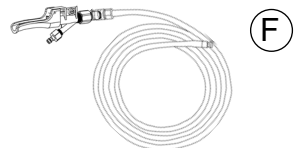
E



G

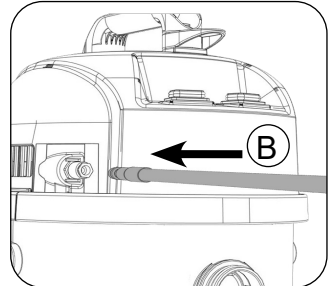
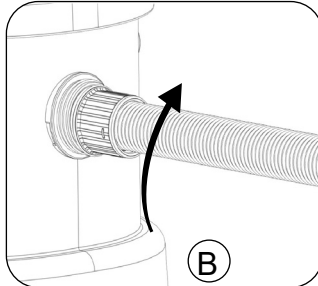
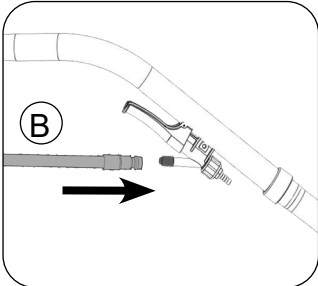
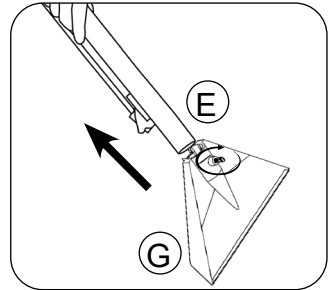
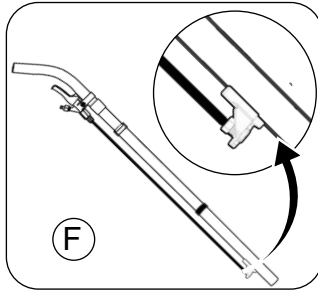
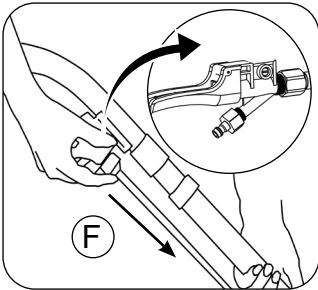
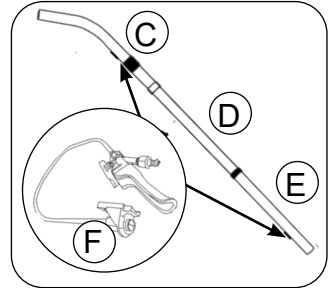
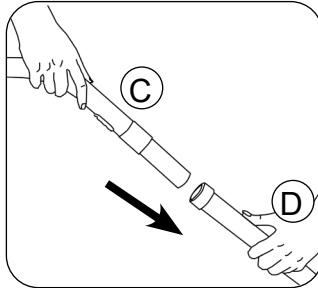
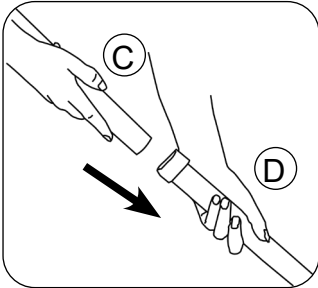
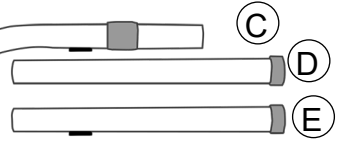
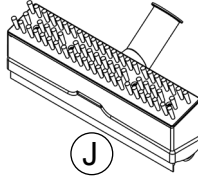
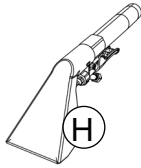
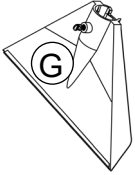
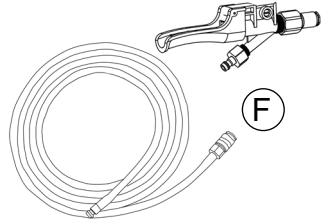
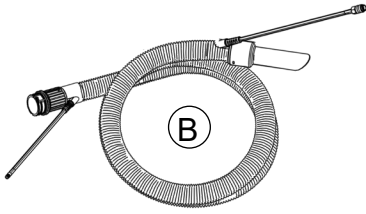


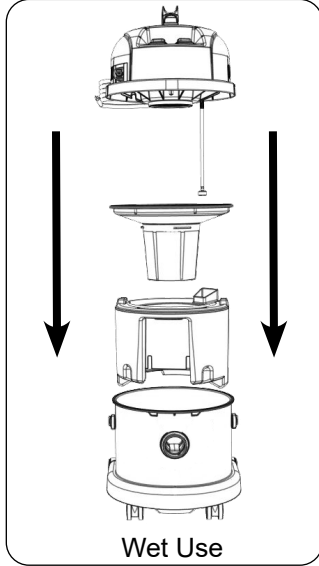

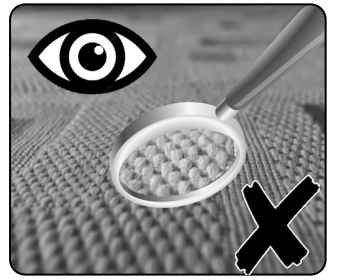


H



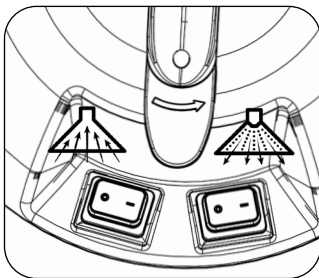
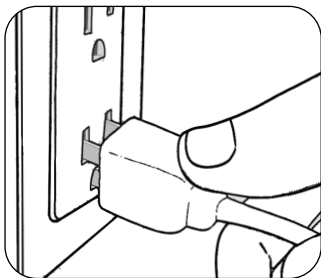
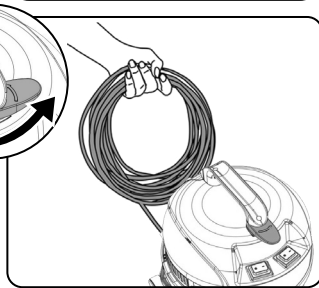
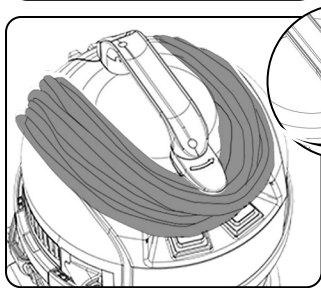
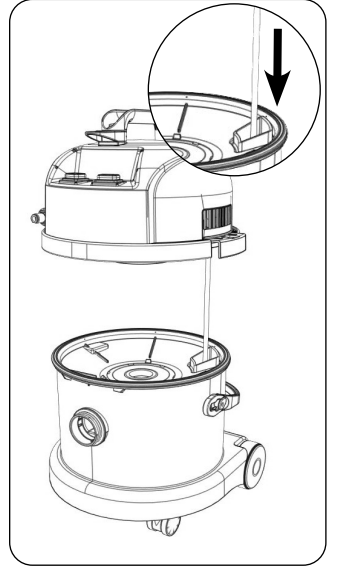
F

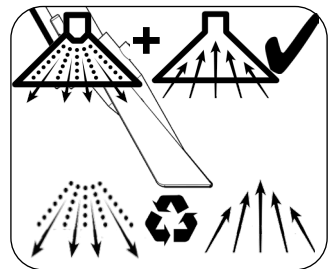
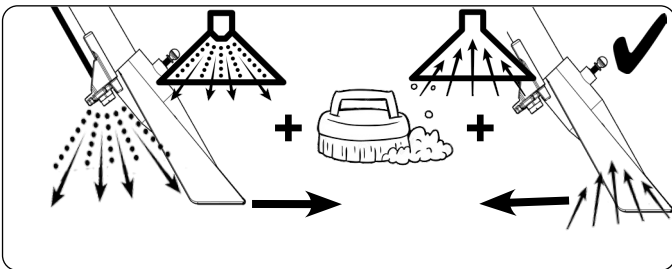
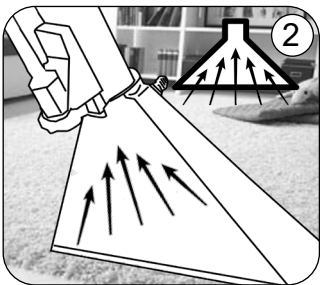
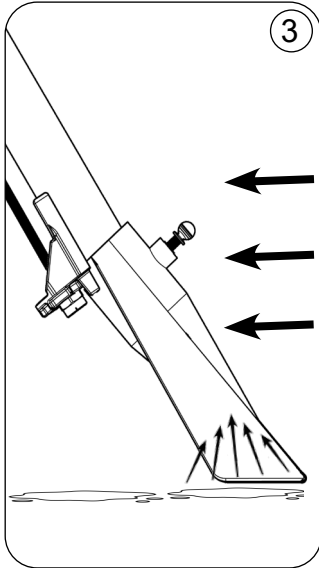
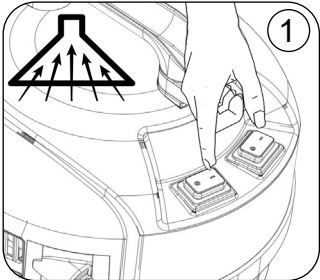
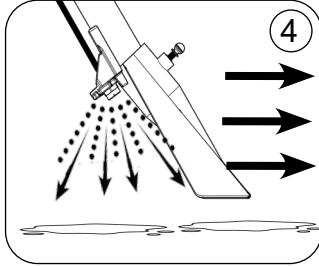
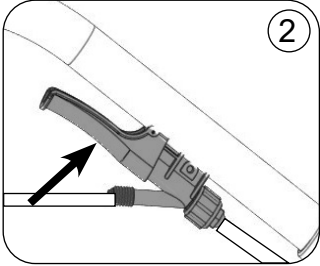


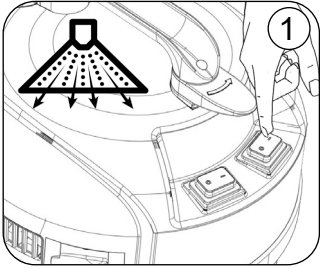
Wet - Assembling the machine for extraction use

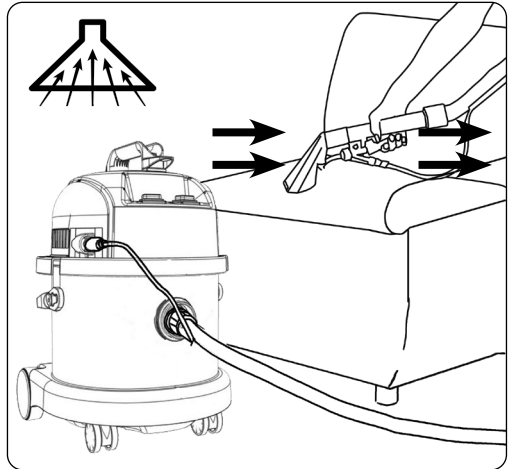
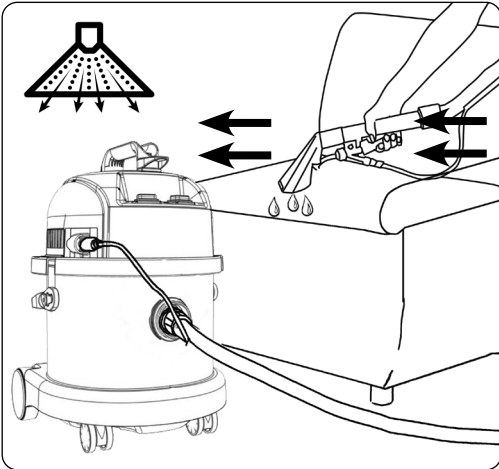
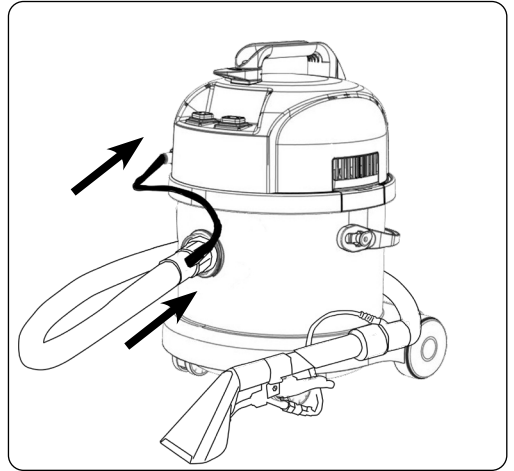
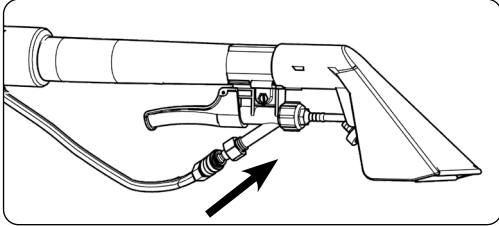
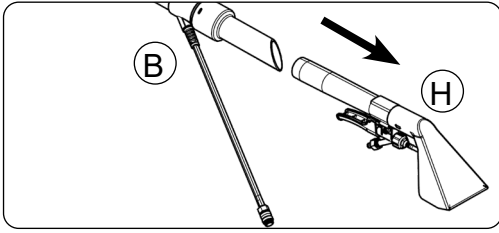




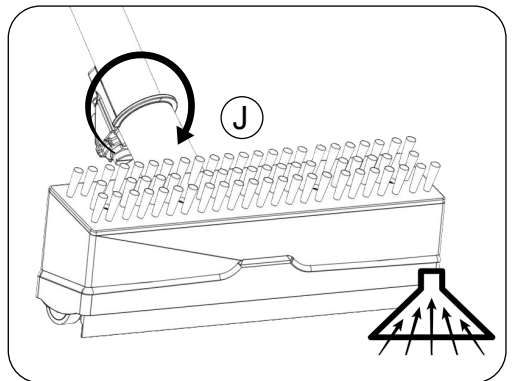
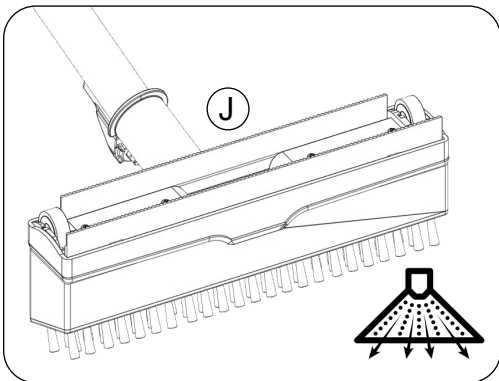
Wet Use



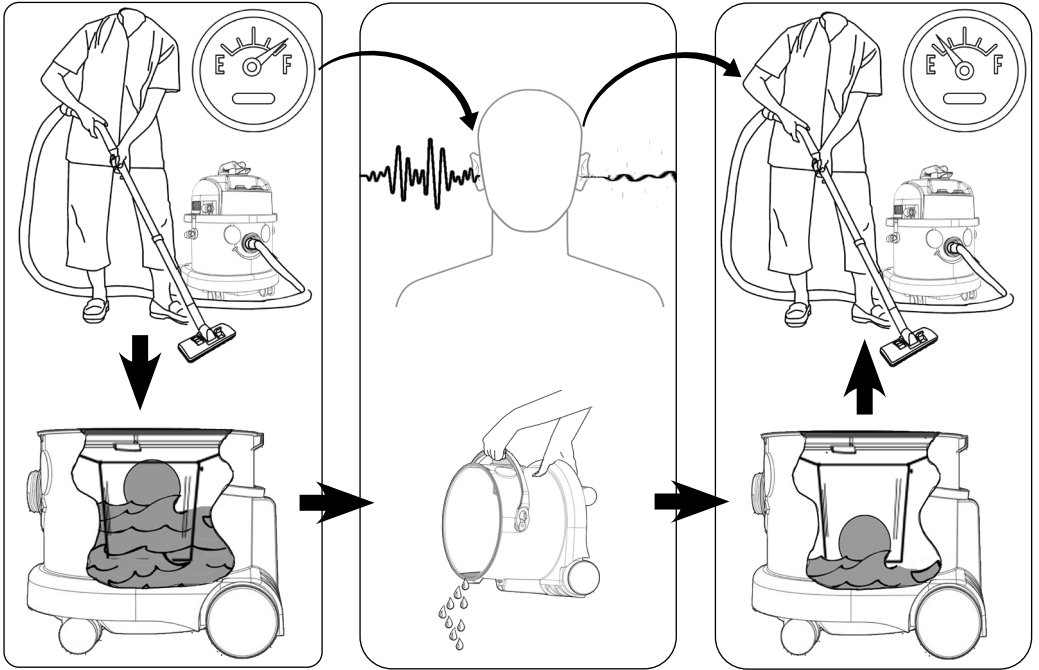




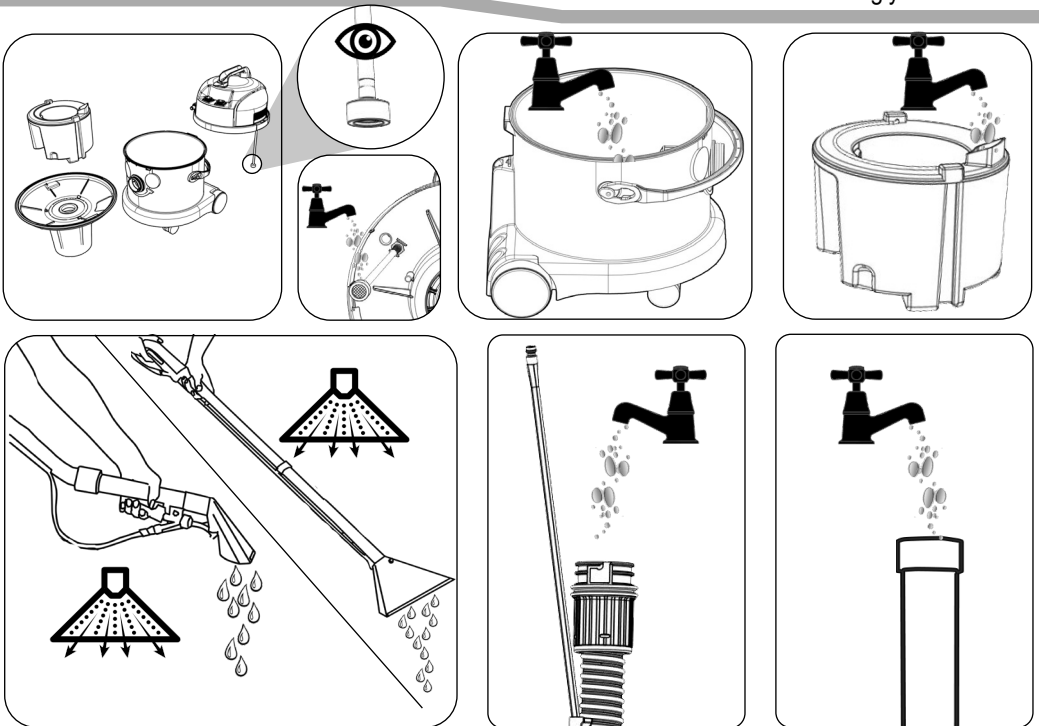
Hard Floor Cleaning

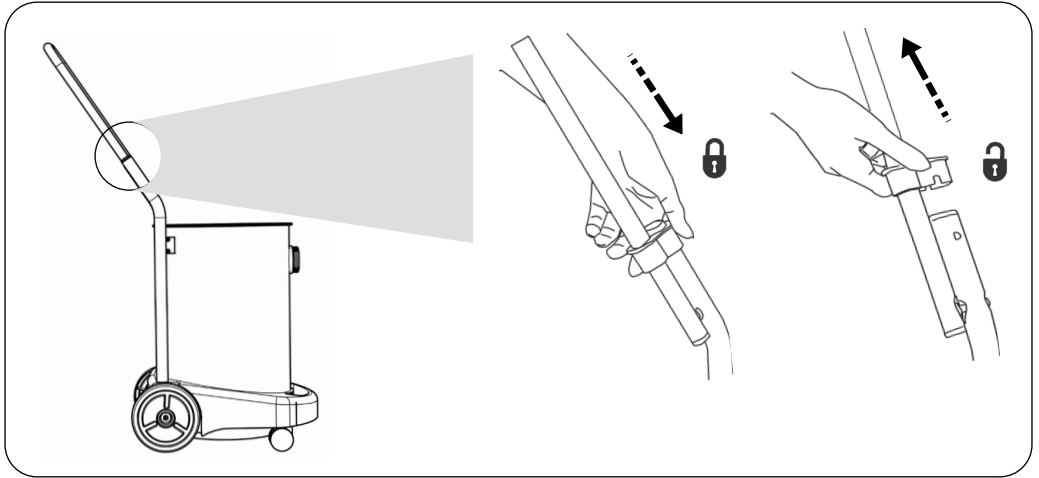


Emptying your machine

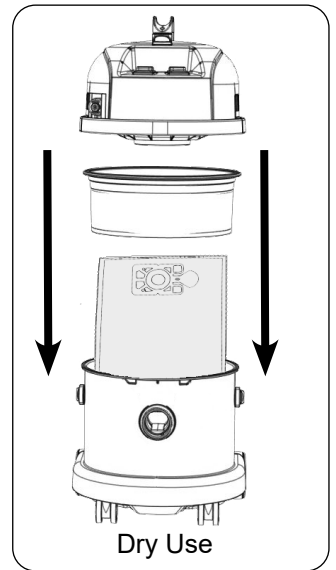
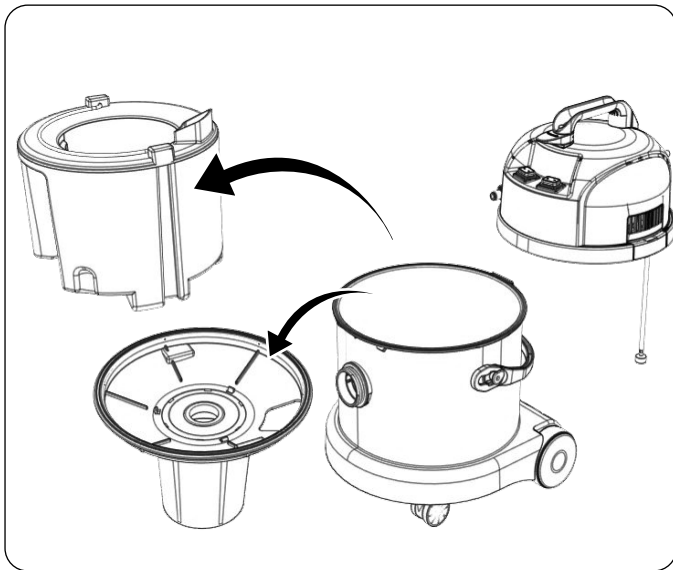
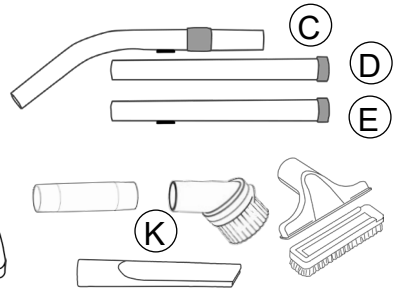
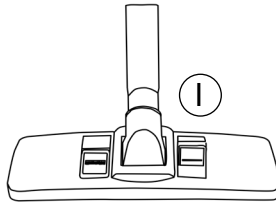
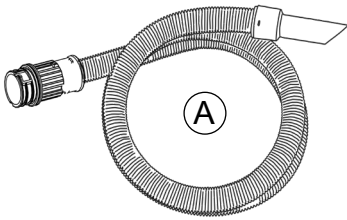


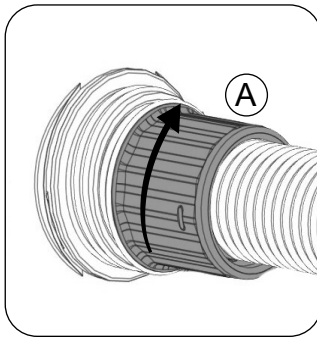
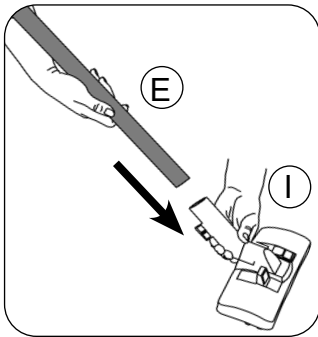
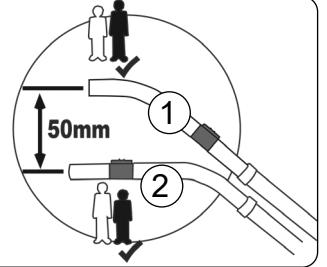
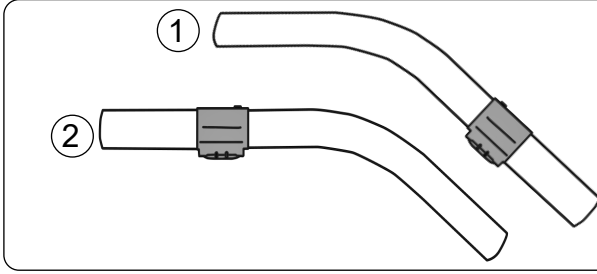
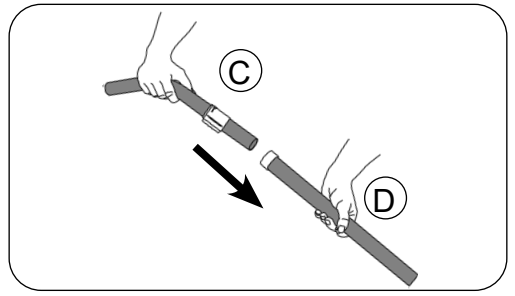
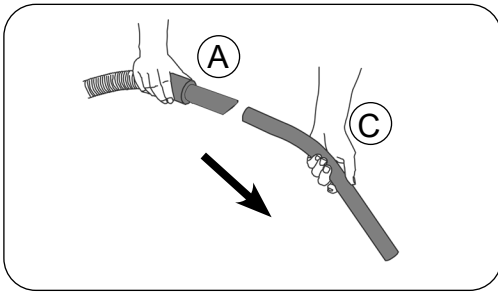
Wet - Cleaning your machine



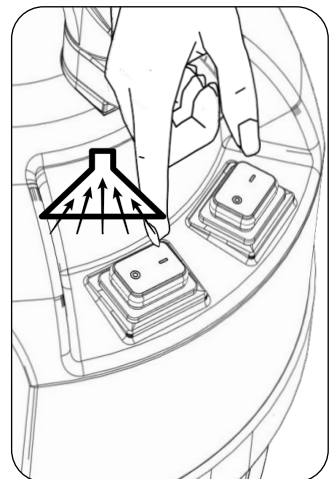
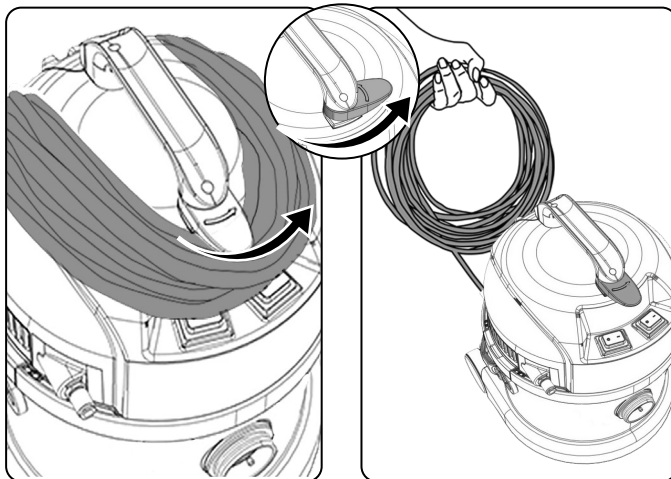


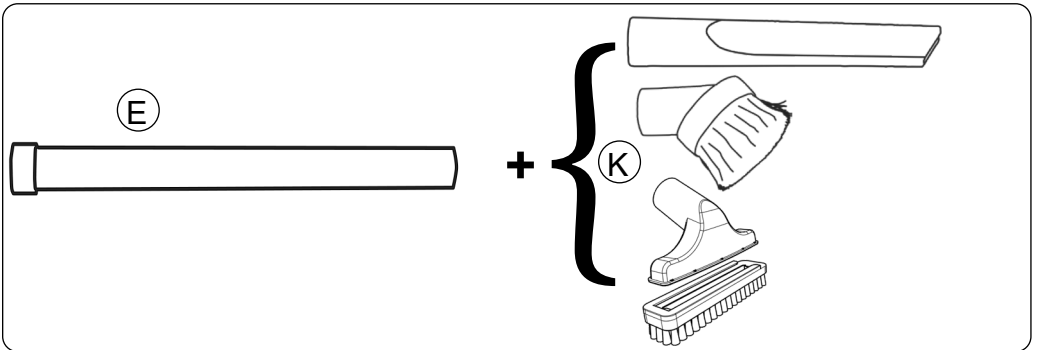
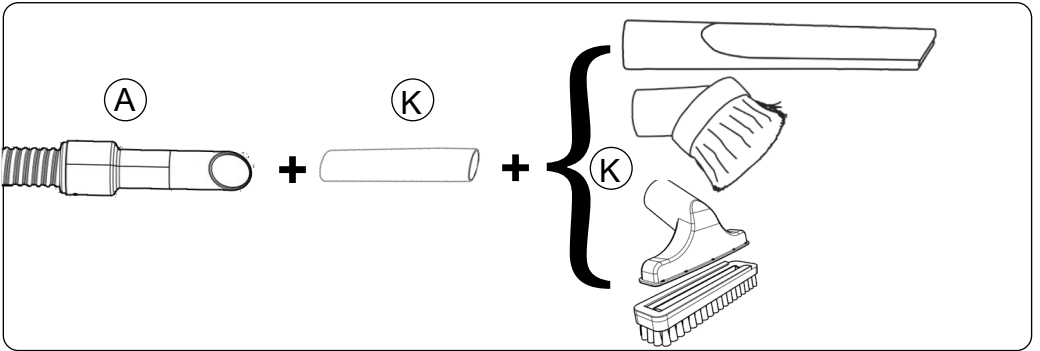
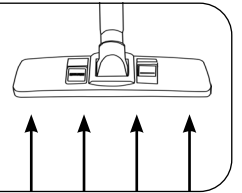
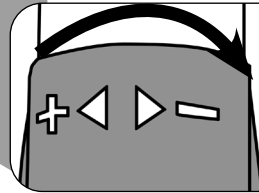
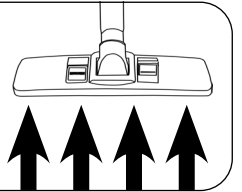
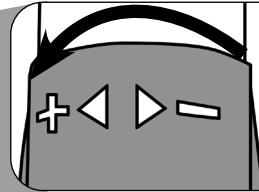
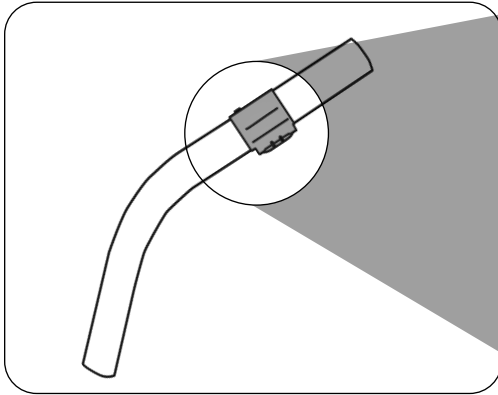
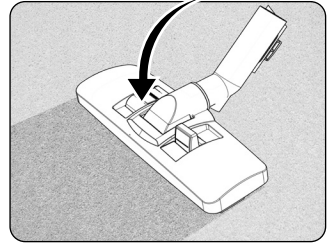
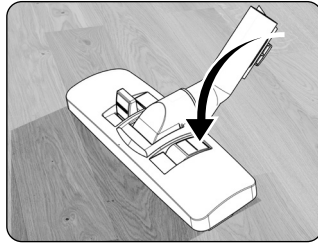
Assembling the machine for dry use





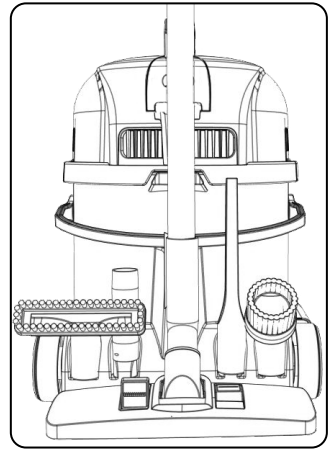

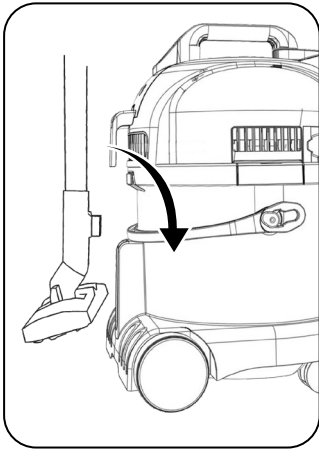
Dry - Using the machine



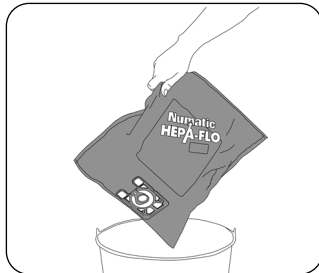
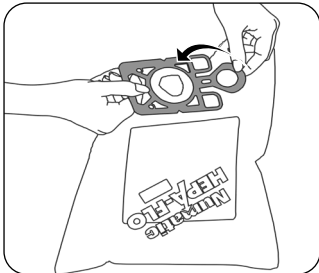
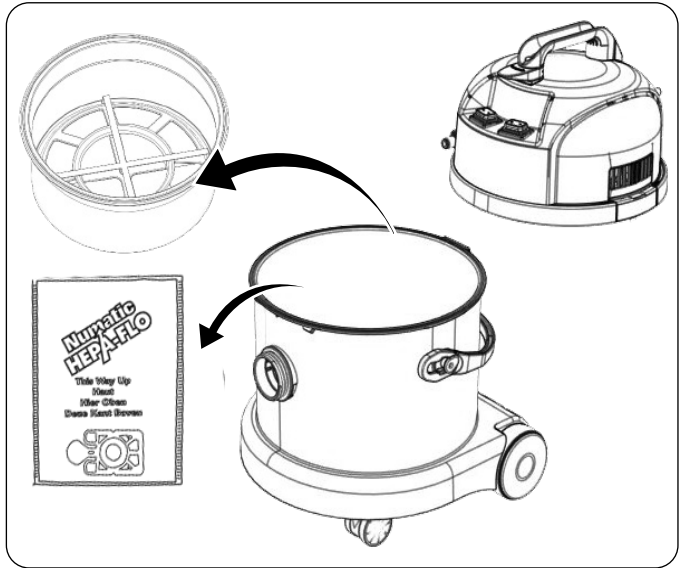
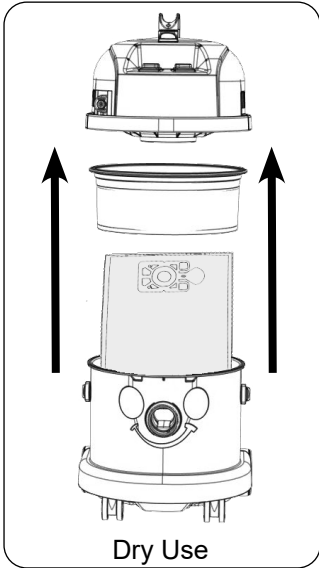


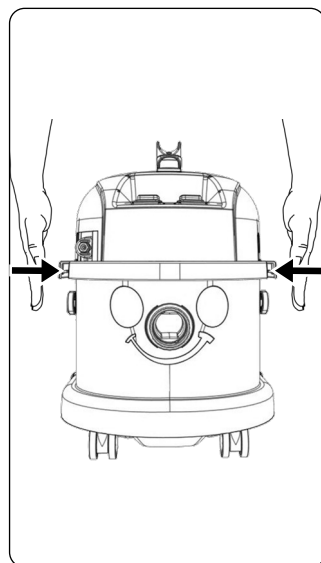
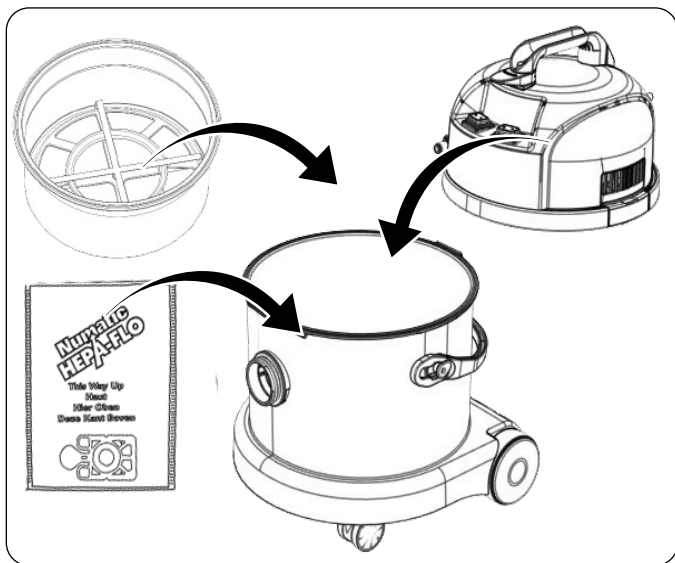
Floor Tool Tidy

Accessory Tidy

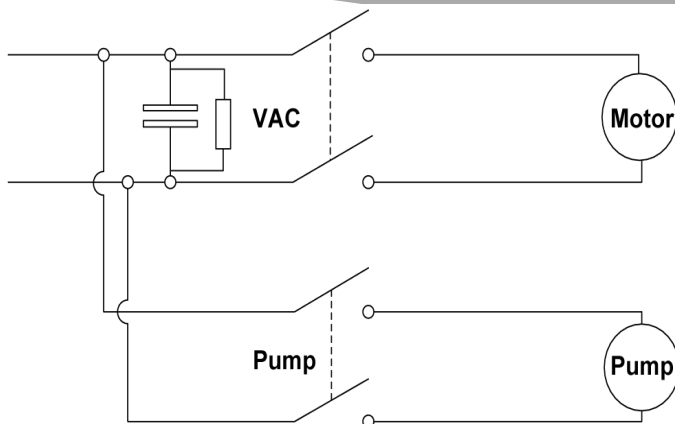


Dry - Emptying your Hepa Flo Bag





Schematic

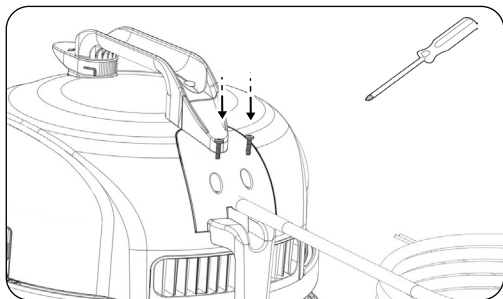
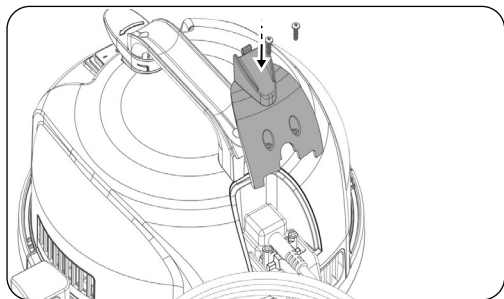
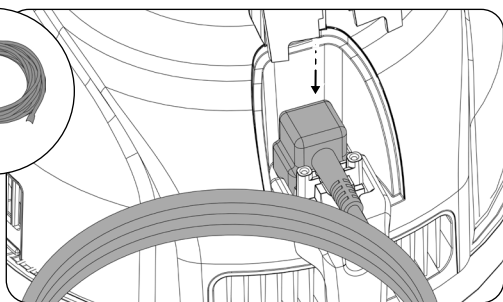
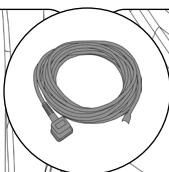
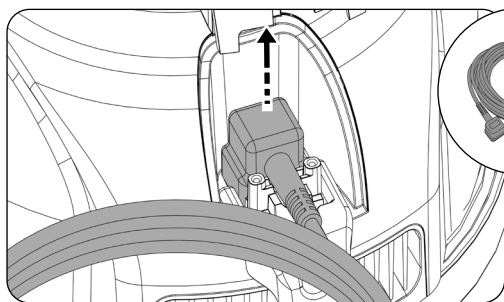
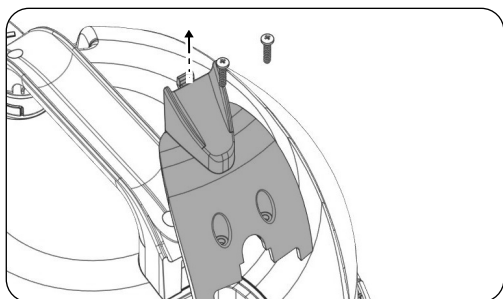
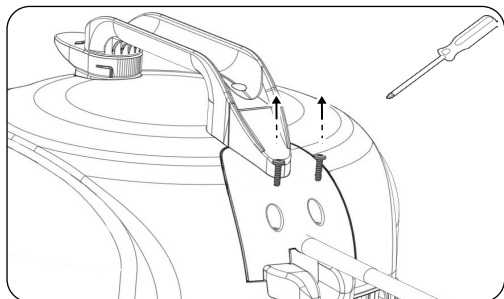


Data

Motor	AirFlo	Suction	Cleaning Range	Class	
1000W	49 L/sec	2400mm	26.8m	II	
Capacity Dry	Capacity Wet	Solution Tank	Size (mm)	Sound Pressure (LpA) Uncertainty (KpA)	Weight
370: 15 L	370: 9 L	370: 6 L	370: 360x370x510	78.6 dB (A) (Dry)	370: 11 kg
380: 15 L	380: 9 L	380: 6 L	380: 360x370x510	78.7 dB (A) (Wet)	380: 11 kg
470: 27 L	470: 20 L	470: 15 L	470: 360x370x710	0.5 dB	470: 12 kg

Recommended Spares

604016	370 / 380 (NVM 2BH) Pack of 10 bags	236029	Plugged Cable (Australian)
604018	470 (NVM 3AH) Pck of 10 bags	604165	TriTex Filter



Information for Spray / Extraction use Vacuum Cleaners

Warning

Read the instruction manual before using the machine.

Operators shall be adequately instructed on the use of these machines.

As with all electrical equipment, care and attention must be exercised at all times during use, in addition to ensuring that routine and preventative maintenance is carried out periodically to ensure safe operation. Failure to carry out maintenance as necessary, including the replacement of parts to the correct standard could render this equipment unsafe and the manufacturer can accept no responsibility in this respect.

The machine shall be disconnected from the mains by removing the plug from the power supply socket during cleaning or maintenance and when replacing parts or converting the machine to another function.

This machine is not to be used by children or persons with reduced physical, sensory or mental capabilities, or lack of experience or knowledge.

Children being supervised are NOT to play with the machine.

This appliance is intended to be assembled, cleaned and maintained by an adult.

This machine is not a toy.

This machine is not suitable for picking up hazardous or explosive dust. Contact your local distributor if you require a machine capable of performing these tasks.

If foam/liquid comes out of machine exhaust, switch off immediately.

Allow the accumulated liquid to drain out through the machine exhaust, check the float assembly to ensure correct operation, empty the container if full of liquid, reassemble the machine.

Immediately upon start up there will be a certain amount of liquid issuing from the machine exhaust which will be the residue of liquid still within the power head. This will be quickly discharged after which the machine should function normally.

Liquid ejected from the machine could be hazardous as a result of its temperature, pressure or chemical content.

Caution

Ensure that the filtration system fitted to the machine is suitable for the material being collected.

This machine is for indoor use only.

This machine shall be stored indoors only.

When moving from one place to another, consider the weight of the machine.

Notes

You must ensure that the filtration system fitted to the machine is suitable for the material being collected.

This product complies with the requirements of IEC/EN 60335-2-68.

This product complies with the requirements of clause 20 of IEC/EN 60335-2-69 for Stability and Mechanical Hazards.

The primary use for this machine is commercial, for example in hotels, schools, hospitals, factories, shops and offices.

If the vacuum cleaner stops working, remove the plug from the power supply before investigating where the fault lies.

The vacuum cleaner should be inspected after use for damage.

The power light will illuminate, when your machine is connected to a suitable power supply (where fitted).

Do

- Use a bag and filter at all times when using 'dry'.
- Keep your machine clean.
- Keep filters clean.
- Regularly clean the water level limiting float safety valve and examine for signs of damage or correct operation.
- Keep hoses and tubes clear.
- Replace any worn or damaged parts immediately.
- Regularly examine the power cord, if damage is found, the power cord must be replaced by a special cord available from Numatic or its service agents.

Don't

- Use steam cleaners or pressure washers to clean the machine or use the machine in the rain.
- Immerse in water for cleaning.
- Allow any inexperienced repairs. Call the experts.
- Use wet if float valve is not functioning or fitted.
- Use to suck up hot ashes, or lighted cigarette ends.
- Run the machine over the power cable during operation as a hazard may occur.
- Pull on the cable to unplug the machine from the power supply.
- Walk over-wet carpets, upholstery or fabrics.
- Walk on clean carpets until fully dry.
- Attempt machine maintenance or cleaning unless the power supply plug has been removed from the supply outlet.
- Under any circumstances place foreign objects including (but not limited to) air fresheners, air freshener capsules or scented beads of any type into the top filter of the machine. Doing so can be dangerous and risk damage to the machine and may invalidate the machine warranty.

This machine can be used for dry pick up, wet pick up and cleaning carpet and upholstery

Spray extraction machines only

- Use only approved cleaning preparations.
- Use defoamer if necessary.

Use of detergents

When using any detergent with this machine, please ensure you have read the safety data on the container and you are familiar with the procedures to clear up spills, inhalation, skin and eye contact.

Dry Mode maintenance/fault finding

If the vacuum cleaner stops working switch off and remove the plug from the power supply before investigating where the fault lies.

If the vacuum cleaner will not pick up any debris from the surface, switch off and remove the plug from the power supply, inspect the floor tool, wands and hose for blockages, if no blockages are found, the dust bag may be full if the dust bag is not full the filter may be blocked.

Wet mode / Spray extraction maintenance/fault finding

If the vacuum cleaner stops working switch off and remove the plug from the power supply before investigating where the fault lies.

If the vacuum cleaner has a blockage and will not pick up liquid, switch off and remove the plug from the power supply, has the float valve operated, this will shut off the suction and the pitch of the vacuum motor will change.

Remove the power head and empty the liquid out of the container, if the container is empty, check that the floor tool wands and hose are not blocked.

If the spray nozzle is blocked a pin maybe used to clear the blockage.

No spray from nozzle and the pump tone changes, the solution tank is empty, refill the solution tank.

Flush the system with clean water after use.

After use always inspect the machine for damage.



Warranty

Numatic International Limited warrant to the original purchaser that its products are free of defects in both material and workmanship for the period shown below:-

Homecare and Procure Vacuum cleaners..... 2 Years
Rotary Floor Machines..... 1 Year
Twintec Auto Scrubber Dryer..... 1 Year
Vario Ride-On Scrubber Dryer..... 1 Year / 1500 hours
Mopping, Compacts, Versaclean and Versacare Products..... 1 Year
Individual Accessories and Spare Parts..... 6 Months

Note: This warranty expressly excludes consumable parts such as carbon brushes, floor brushes, mops, batteries etc, that are considered replaceable from time to time during the normal working life of the machine.

Our goods come with guarantees that cannot be excluded under the Australian Consumer Law. You are entitled to a replacement or refund for a major failure and for compensation for any other reasonably foreseeable loss or damage. You are also entitled to have the goods repaired or replaced if the goods fail to be of acceptable quality and the failure does not amount to a major failure.

The benefits under (Our Warranty) are in addition to other rights and remedies under a law in relation to the (goods/services)

- A. The warranty period commences from the date the goods are purchased. We advise all purchasers to retain their invoice as proof of purchase.
- B. All warranty claims must be processed through either the Dealer from whom the equipment was originally purchased or another authorised Edgar Edmondson Pty Ltd Australia dealer. The Dealer will co-operate with the purchaser throughout the warranty claims procedure and will arrange any necessary repairs using genuine Numatic parts.
- C. If the original Dealer is no longer able to fulfil his obligations please contact Edgar Edmondson Pty Ltd Australia with full details of the claim and proof of purchase so that this may be processed without delay.
- D. Any warranty claim can only relate to the specific part that is proven to be at fault and for which a replacement will be supplied but cannot be extended to constitute a claim against the complete machine.
- E. Edgar Edmondson Pty Ltd Australia will supply the Dealer with any warranty parts required, subject to the claim being validated.
- F. Claims will not be accepted if they are the result of fair wear and tear, misuse or abuse of any kind.
- G. No replacement will be given unless the appropriate evidence of the validity of the claim has been provided to the satisfaction of Edgar Edmondson Pty Ltd Australia.
- H. Edgar Edmondson Pty Ltd Australia reserve the right to charge for any work carried out as a result of an invalid claim.
- I. No variation to this warranty may be made or implied by any member of Edgar Edmondson Pty Ltd Australia or its Dealers unless such variation is in writing and authorised by the Company.

Australian Importer.

Edgar Edmondson Pty Ltd

Head Office Delivery and Shipping Address
PO Box 198 18 Garden St
Marrickville Marrickville
NSW 1475 NSW 2204
AUSTRALIA AUSTRALIA

Office Number: 1800 BUY MOP
Fax Number: +61 (0)2 9519 9223
E-Mail: orders@edmondson.net.au
ABN: 27 000 450 144

Edco

244030 10/21 (A03)

Distributed by:-

Edgar Edmondson Pty Ltd

Head Office
PO Box 198
Marrickville
NSW 1475
AUSTRALIA

Delivery and Shipping Address
18 Garden St
Marrickville
NSW 2204
AUSTRALIA

Office Number: 1800 BUY MOP
Fax Number: +61 (0)2 9519 9223
E-Mail: orders@edmondson.net.au
ABN: 27 000 450 144

The Edco logo is rendered in a large, bold, black, sans-serif font. The letters are slightly slanted to the right, giving it a dynamic and modern appearance.

Numatic International Limited.
Chard, Somerset TA20 2GB ENGLAND
Tel: 01460 68600

UNITED KINGDOM: numatic.com GERMANY: numatic.de SWITZERLAND: numatic.ch
FRANCE: numatic.fr NETHERLANDS: numatic.nl SOUTH AFRICA: numatic.co.za
PORTUGAL: numatic.pt SPAIN: numatic.es DENMARK: numatic-online.dk ITALY: numatic.it

Specification subject to change without prior notice
www.numatic.com © Numatic International Limited

915151 08/24 (A06)