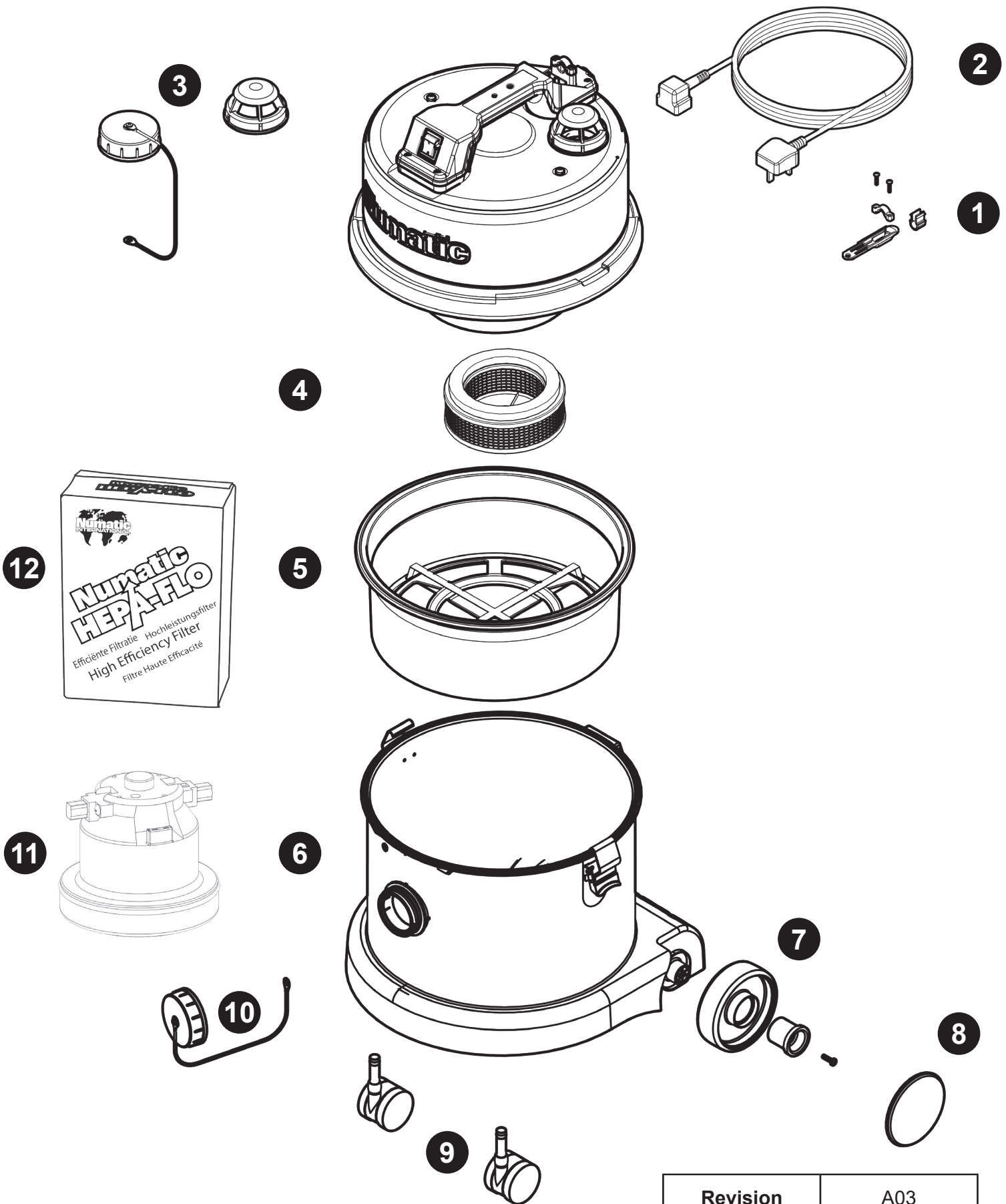
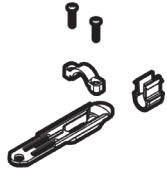

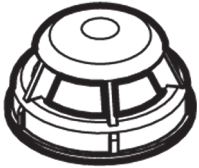
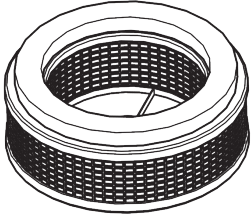
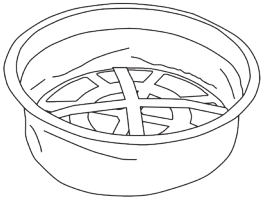
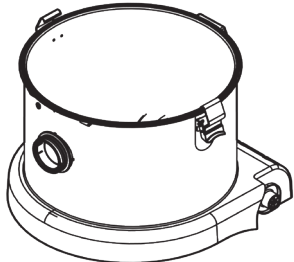




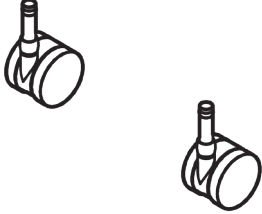

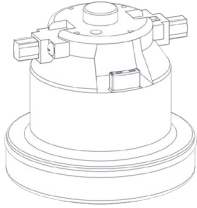

HZ370 Exploded Spares

Hazardous Dust Extraction





















































| | |
|----------|-----|
| Revision | A03 |
|----------|-----|

| Item Number | Image Reference | Item Description | Part Number | Item Quantity |
|-------------|---|---|--------------------------------------|------------------|
| 1 |  | Cable Clamp No6.5/8 Inch Ig. Pozi-Pan.Screw.Z/pl. Plastite Strain Relief Arm Cable Clip | 227564 219107 227636 227637 | 1 2 1 1 |
| 2 |  | 10.0MT X 1MM X 3 Core Cable (Socket + Plug) AUS | 236030 | 1 |
| 3 |  | Air Diffuser for Blower Types | 604151 | 1 |
| 4 |  | H13 Filter Cartridge (HZ) | 901649 | 1 |
| 5 |  | 12 Inch Filter + Grid | 604165 | 1 |
| 6 |  | HZ370 (NRV370 Style) Yellow Drum Assembly (Side Toggles) Black Wheel Trims | 500655 | 1 |
| 7 |  | Henry Wheel 2 Shot Moulding No8.5/8 Inch LG.Pzi-Pan. Screw.Z/PL.Plastite Wheel Hub for 2 Shot Wheel | 227640 219105 227868 | 2 2 2 |

| Item Number | Image Reference | Item Description | Part Number | Item Quantity |
|-------------|---|--|----------------------------|---------------|
| 8 |  | Trim for 2 Shot Wheel YELLOW | 227690 | 2 |
| 9 |  | 50mm Twin Wheel Castor with PU Tyre | 204111 | 2 |
| 10 |  | Blanking Cap 150mm Long Fixing Wire No6.3/8 Inch Lg. Pozi-pan Screw.Z/pl/Tap | 206363 303037 219301 | 1 1 2 |
| 11 |  | 230V 2 stage + TCO (DL21104T) Motor Assy (HZQ) 3 Core | 205403 | 1 |
| 12 |  | NVM - 2BH HepaFlo Filter Bags (Pack of 10) | 604016 | 1 |

HZ370 Accessories

| 902756 | Kit AA18 (32mm) | | |
|--------|--------------------|--------|-------------------------|
| 914413 | Boflex Hose | 602161 | 152mm Rubber Brush |
| 602917 | 280mm Gulper | 601144 | 65mm Soft dusting Brush |
| 908229 | Roll of Bin Bags | 602159 | 38/32mm Adaptor |
| 601142 | 240mm Crevice tool | 601141 | Double Taper Adaptor |
| 909221 | Hose Closure | | |

| | | | | |
|---|----|---|--|---|
|  | UK |   | <p>Any maintenance operation is to be carried out in a safe environment All electrical work is to be carried out by a competent person Retain all nuts, screws and washers for refitting (if applicable)</p> |   |
|  | DE |   | <p>Sämtliche Wartungsarbeiten sind in einer sicheren Umgebung durchzuführen Alle Elektroarbeiten sind durch eine entsprechend befähigte Person durchzuführen Bewahren Sie alle Muttern, Schrauben und Unterlegscheiben zum Wiedereinbau sicher auf (falls zutreffend)</p> |   |
|  | ES |   | <p>Toda operación de mantenimiento debe realizarse en un entorno seguro Todo trabajo eléctrico debe ser realizado por una persona competente Guardar todas las tuercas, tornillos y arandelas para volver a colocarlos (si corresponde)</p> |   |
|  | FI |   | <p>Kaikki huoltotoimenpiteet on suoritettava turvallisessa ympäristössä Ammattitaitoisen henkilön on tehtävä kaikki sähkötyöt Säilytä kaikki mutterit, ruuvit ja prikat asennusta varten (jos käyttökelpoisia)</p> |   |
|  | FR |   | <p>Toute opération d'entretien doit être effectuée dans un environnement sécurisé Tous travaux électriques doivent être assurés par du personnel qualifié uniquement Conservez tous les écrous, vis et rondelles en vue d'un (éventuel) remplacement</p> |   |
|  | IT |   | <p>Tutti gli interventi di manutenzione devono essere effettuati in un ambiente sicuro Tutti gli interventi elettrici devono essere effettuati da personale competente Spostamento del gruppo serbatoio Conservare tutti i dadi, le viti e le rondelle per il rimontaggio (se applicabile)</p> |   |
|  | NL |   | <p>Alle onderhoudswerkzaamheden moeten worden uitgevoerd in een veilige omgeving Alle elektrische werkzaamheden moeten worden uitgevoerd door een bevoegd persoon Bewaar alle moeren, schroeven en sluitringen voor hermontage (indien van toepassing)</p> |   |
|  | PL |   | <p>Wszystkie czynności konserwacyjne należy wykonywać w bezpiecznym środowisku Wszelkie prace elektryczne powinna wykonywać osoba kompetentna Przesunąć zespół zbiornika Zachować wszystkie nakrętki, śruby i podkładki do ponownego montażu (jeżeli dotyczy)</p> |   |
|  | PT |   | <p>Qualquer operação de manutenção deve realizar-se num ambiente seguro Todo o trabalho elétrico deve ser realizado por um técnico qualificado Guardar todas as porcas, parafusos e anilhas para reinstalar (se aplicável)</p> |   |
|  | SV |   | <p>Alla former av underhåll ska utföras i en säker miljö Allt elektriskt arbete ska utföras av en behörig person Behåll alla muttrar, skruvar och brickor för reparation (om det är tillämpligt)</p> |   |